
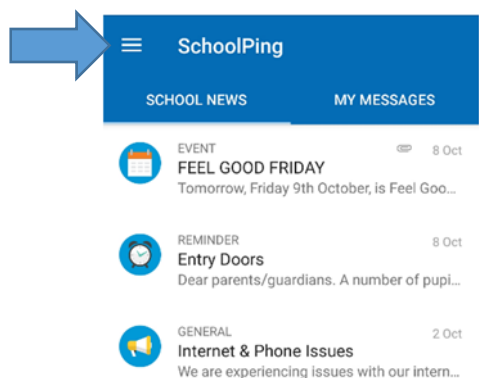


## INACTIVITY LOCKOUT- SCHOOLPING

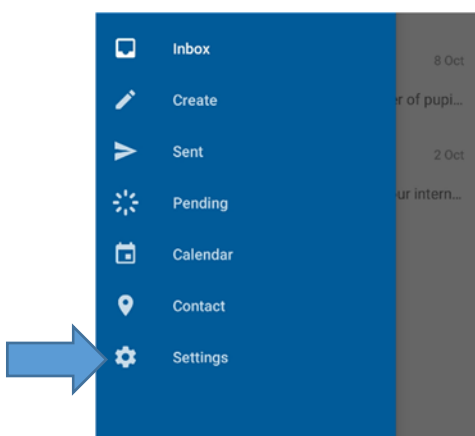
If you are finding that you are no longer receiving SchoolPing notifications, it may be due to an inactivity lockout.

You can switch off the Inactivity Lockout in the SchoolPing App.

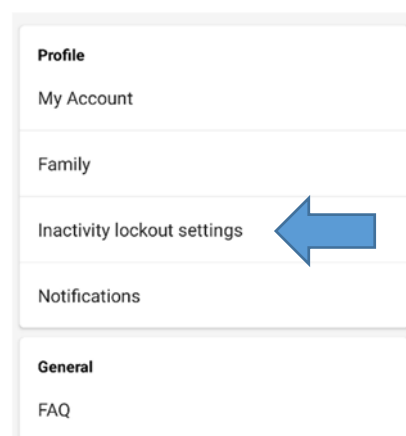
**Step 1-** Open up the SchoolPing App, press the menu button 



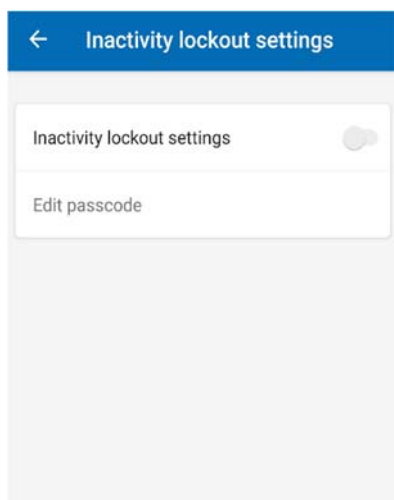
**Step 2-** select settings from the list



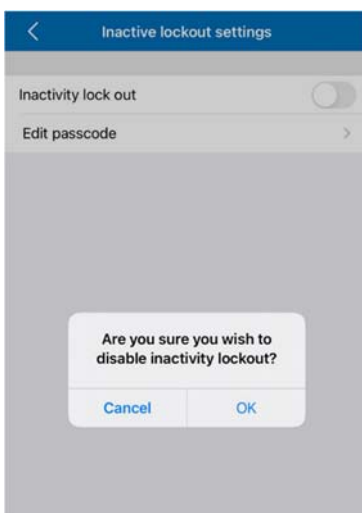
**Step 3-** select inactivity lockout settings



**Step 4-** Ensure that the inactivity Lockout is turned off (like below)  
If it is turned on, then you need to disable it



**Step 5-** Disable the inactivity lock down by sliding the button and then pressing ok



**Step 6-** Enter your passcode (if you have not already chosen one you will need to)

