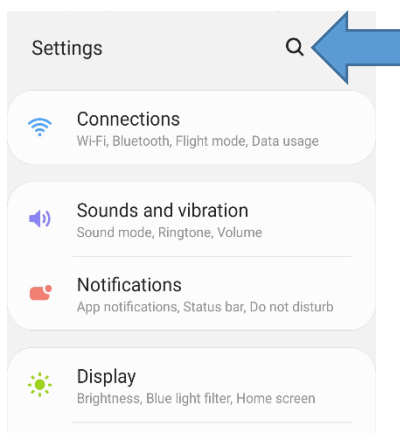


SchoolPing- Samsung Phone Fix

How to ensure the SchoolPing App does not sleep which stops push notifications (message notifications) being sent to your phone.

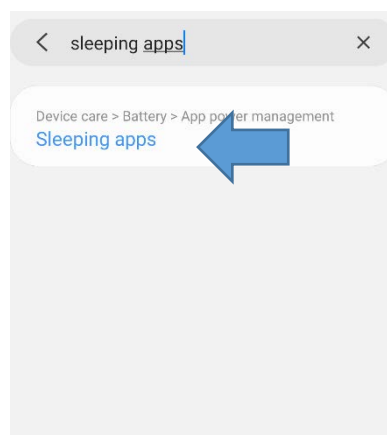
Step 1- Go to Settings

Press the magnifying glass



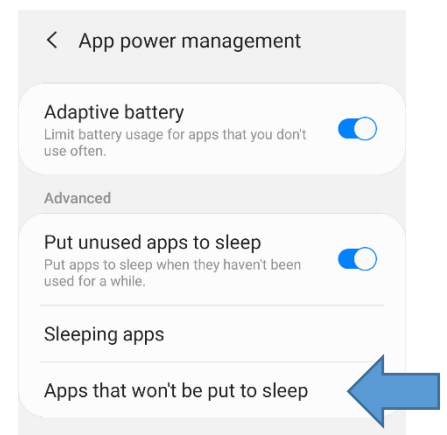
Step 2- Search for

sleeping apps and select




Step 3 - Select Apps that

won't be put to sleep



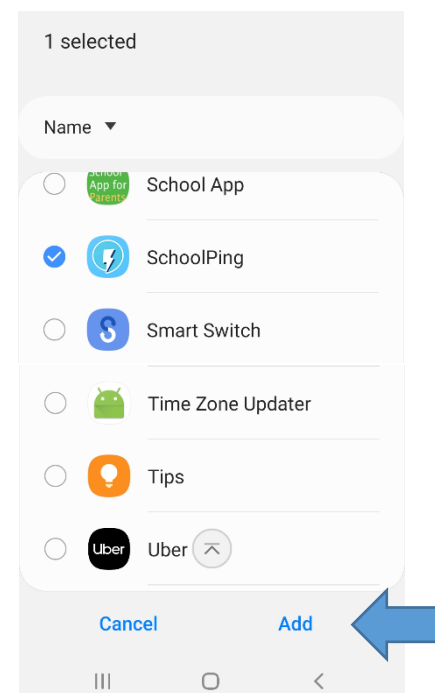
Step 4-Select to add app at

bottom of screen



Step 5- Scroll down and find

SchoolPing and then select it then press add



Step 6- SchoolPing will now

appear in your list of apps that will not sleep

