


# HOW TO ACCESS HOME LEARNING WEEKLY HOMEWORK SHEETS ON PURPLE MASH

## Step 1- Login into Purple Mash

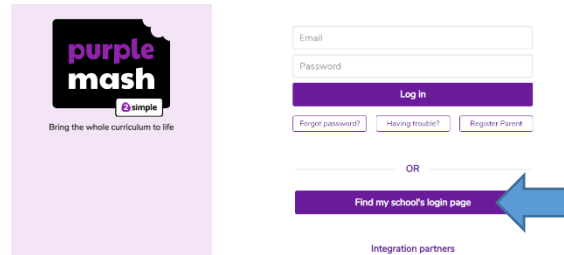
Login into Purple Mash using your child's login details. These were sent home at the start of the year. If you do not have the login detail, please contact the school office.

**Web Address-** This needs to be entered into your browser exactly as shown below

<https://www.purplemash.com/sch/brentside>

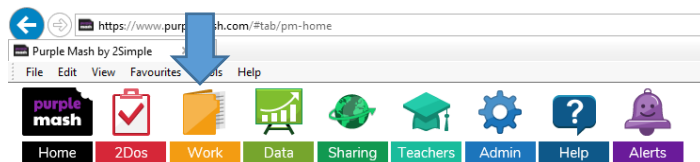


If the web address does not take you directly to the Brentside page, you can still access it by putting purple mash into google search and following the steps to **find my schools login page**. School's Postcode is W7 1JL



## Step 2- Access the Correct Folder

Select the work folder at the top of the screen. Class 2 Red has been used as the example class for this sheet, however, every class has their own set of folders.



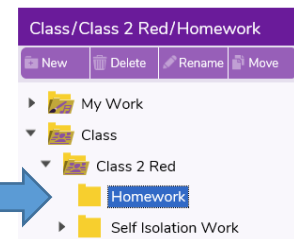
Then select the class folder.



Then click on the small black triangle to open up the class folder.

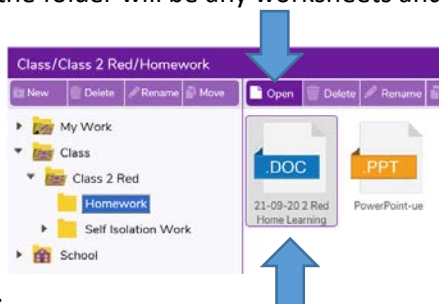


Then click on the small black triangle to open up the Class 2 Red folder  
There you will find the Homework folder.



## Step 3- Accessing the Home Learning Sheet

Home Learning sheets will be uploaded to Purple Mash every Monday. To open any files contained in the folder you will need to double click on them, or select open (in the purple bar above). Also in the folder will be any worksheets and activities that the Teacher has set as part of Home Learning.



The Home Learning sheets will still be sent home with pupils each week. Uploading them to Purple Mash enables pupils that are absent from school to access the homework that is set each week.